

VISUAL SCREENER



Do you have
all you require?

WELCOME
TO THE WORLD OF
VISIOLITE®




ASSETS

- Easy, quick and complete
- Programmable test sequences according to your requirements
- Adaptable and customized to your needs
- Help support for interpretation of results and creation of sequences

CE





INTELLIGENCE WORKING FOR PROFESSIONALS

The **Visiolite®** device is intended for use in Occupational Health and Preventive Medicine departments.

3-patent innovative technology.

A combination of optical, electronic and computing high technology to perform visual acuity measurements and screen for visual problems.

- 1 **Adapted for wearers of progressive lenses.**
Move from far to near vision simply by lowering the eyes.
- 2 **A sensitive detector and ergonomic forehead rest**
ensure optimum facial position
- 3 **Complete visual field analysis**
A patented motorized system tests 32 points per eye from 20° - 30°.



WHEN SIMPLICITY GOES HAND IN HAND WITH EFFICIENCY

Solutions, whether your device is computerized or not. The **Visiolite®** software is intuitive, quickly and efficiently performing your tests within minutes:

- Access your database and export tests to interface with your medical software
- Create test sequences depending on work categories tested and apply a scoring to determine aptitude
- Personalize operator and patient instructions




Visiolite® remote controls are ergonomic. Run a test or a test sequence with one simple click.

Need two versions? Order the computerized **Visiolite®** with LCD remote control or vice versa.

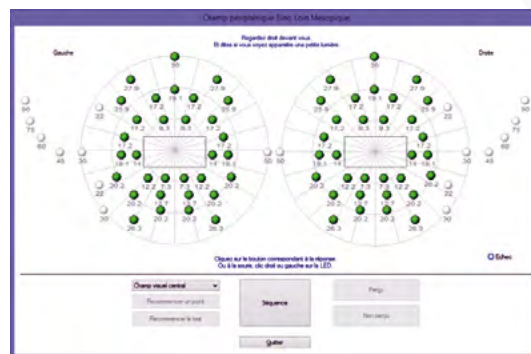
A PANEL OF TESTS

FROM BASIC TO DETAILED

So as not to overlook a serious illness the **Visiolite®** world offers a large choice of tests. We are developing alongside your profession.



1-2. Acuity 0.5 -12/10. 3. Amsler. 4. Duochrome. 5. Astigmatism. 6. Depth perception. 7. Colours. 8. Phorias. 9. Contrast. 10. Complete visual field. 11. Fusion test. 12. Visual field.



Visual field test

FIM Medical
innovation

Standard visual field in a compact screening device

COMPLETE VISUAL FIELD TEST

With a total of 84 light stimuli, the **Visiolite®** tests central field (20° - 30°), horizontal field (180°), vertical field ($\pm 22^\circ \pm 30^\circ$) and nasal field (50°). Most central disorders are due to retinal problems such as ARMD.







Glare sensitivity, when there is too much light for the eye to cope with.

Glare resistance is the recovery time required after being blinded. These two additional tests are intended for professional vehicle drivers.

Did you know ?

At 130 km/hour our vision is reduced to 30°. This concerns everyone, not only professional vehicle drivers. An increase in recovery time could be caused by: astigmatism, advancing age, cataracts and poor compensation.

COMPARE THE MODELS AND CHOOSE YOUR OWN

	VISOLITE MASTER GT	VISOLITE MASTER	VISOLITE ESSENTIAL
BASIC TESTS			
LETTERS (BINO & MONO)	•	•	 **
NUMBERS (BINO & MONO)	•	•	
LANDOLT RINGS (BINO & MONO)	•	•	
AMSLER	•	•	•
HYPEROPIA TEST	•	•	•
DEPTH PERCEPTION	•	•	
FUSION	•	•	
ASTIGMATISM	•	•	•*
RED/ GREEN DUOCHROME	•	•	•*
VERTICAL & HORIZONTAL PHORIAS	•	•	•*
ISHIHARA TYPE COLOURS TEST	•	•	•*
HORIZONTAL AND VERTICAL VISUAL FIELD	•	•	•
ADDITIONAL TESTS			
CENTRAL VISUAL FIELD	•	•	
GLARE SENSITIVITY	•		
GLARE RESISTANCE	•		
CONTRAST SENSITIVITY	•	•	
FUNCTIONS			
FAR VISION	•	•	•
INTERMEDIATE VISION	•	•	•
NEAR VISION	•	•	•
HIGH PHOTOPIC	•	•	•
LOW PHOTOPIC	•	•	•
MESOPIC (NIGHT VISION)	•	•	•
DRIVING MODE *Far vision only **Colours represent optotype configurations available on the Essential, choice according to your needs.			
	PREMIUM STANDARD	BEST CHOICE FOR DAILY USE	ONE CLICK ONE TEST



WEIGHS ONLY 4.8 KG,
BUT IF TRAVELLING
OPT FOR THE TRANSPORT
CASE

YOUR DISTRIBUTOR

WARRANTY 2 years
DIMENSIONS 57 x 43 x 35 cm / 21 x 14 x 18"
WEIGHT 4.8 kg / 10.7 lbs
LIGHTING CONDITIONS (NOMINAL VALUES) • High photopic (160 candelas)
 • Low photopic (80 candelas)
 • Mesopic night vision (3 candelas)
LIGHTING SYSTEM Lit by 16 white LEDs driven by microcontroller and diffuser system
DISTANCES • Far vision 5m ± 0.1 m / 16.4' ± 0.4'
 • Intermediate vision 60 cm ± 0.5 cm / 23.6' ± 0.2'
 • Near vision 33 cm ± 0.25 cm / 13.0' ± 0.1'
 • Hyperopia lenses: +1 diopter
TEST BAND High definition photographic film
REACTIVITY Time between two neighbouring tests: 700ms
 Time to go from one slide to another: 1s
TEST TIME • Routine test: 3 minutes
 • In-depth test: 5 minutes
OPERATING TEMPERATURE between 15 and 35°C / between 59 and 95°F
HUMIDITY 75% maximum
POWER SUPPLY 12 VDC from an external medical power supply
POWER 24W
REFERENCE STANDARDS EN60601-1, EN60601-1-2, NF EN ISO 8596
MARKING CE
MEDICAL CLASS Class I
APPLIED PART Type B

FD1055.DOC.001.V04.00-07/2017. This medical device is a regulated health product and thus bears the CE marking. FIM MEDICAL reserves the right to modify the features and performance of the Visiolite® without prior notice. Please read the User Manual before use.



51 rue Antoine Primat - CS 60194
69625 Villeurbanne Cedex France

Tél +33 (0)4 72 34 89 89
Fax +33 (0)4 72 33 43 51
contact@fim-medical.com

