

Auto Ref/
Keratometers

Digital
Refractors

Exam Lanes
& Furniture

Slit Lamps

Lensmeters

Acuity
Charts

Retinal
Cameras

Visual Field
Analyzers

Ocular Surface
Analyzers

NEW

SK-950C VISUAL FIELD ANALYZER



✓ STANDARD OPTICAL DESIGN

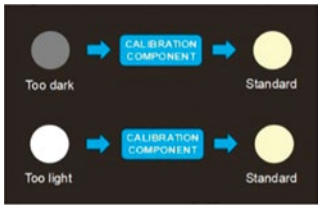
Built with an optical design system to ensure the projection stimulus is fully compliant with the international standards on every aspect.

✓ REPORT RELIABILITY

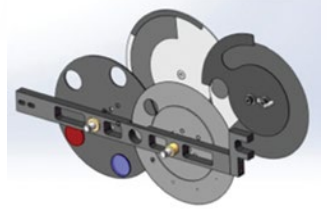
Perfect, comprehensive monitoring design, accurate detection of the tester cooperation condition to ensure the reliability of the report.

SK-950C

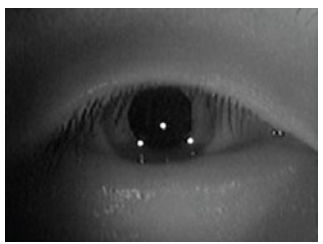
VISUAL FIELD ANALYZER



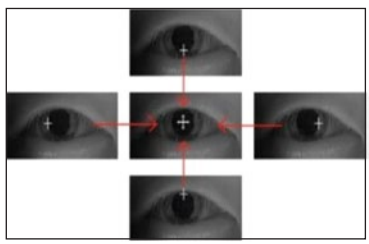
BRIGHTNESS MEASURING & AUTO-CALIBRATION



STANDARD BRIGHTNESS CONTROL



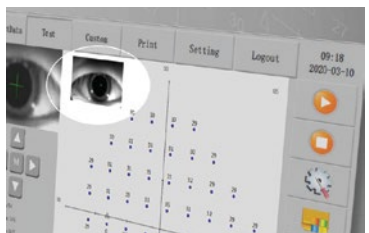
3D FIXATION MONITORING



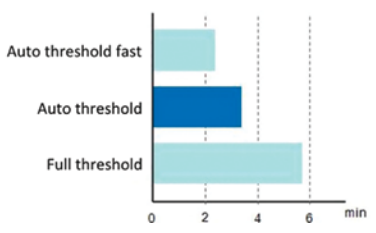
GAZE TRACKING



TRIAL LENS FRAME WITH INFRARED PROJECTION POINT



EYE PLAYBACK



PRECISE & RAPID MEDICAL STRATEGY

Inspection strategy designed to take full consideration of a range of age groups, responsiveness, visual field defects, and distribution of field island.

COMPREHENSIVE INSPECTION PROCESS

- Threshold Test Procedures** Macula, 10-2, 24-2, 30-2, 60-4, nasal ladder
- All Threshold Detection Procedures** C40, C64, C67, C80, C88, P60, nasal ladder, FF81, FF120, FF135, FF246, FF102
- Special Detection Procedures** Driver field test, driver monocular, driver binocular, upper half 36, upper half 64, blue and yellow detection

SPECIFICATIONS	
Model	SK-950C
Projective Plane	Aspherical Surface
Max Measurement Range	90°
Testing Distance	30mm
DB Value Range	0 - 51db
Calibration	Self Checking with Report
System	Embedded Linux
DICOM	Yes
Touch Screen	Capacitive Type
Light Source	LED
Stimulus Brightness Control	Change optical progressive lens to control projection brightness
Stimulus Color Control	Use optical filter to change projection color
Stimulus Color	White/Red/Blue
Stimulus Size	Goldmann I-V
Background Illumination	White 31.5ASB/Yellow 31.5ASB
Auto Pupil Measurement	Yes
Fixation Monitoring	Heijl Krakau Blind Spot Monitor, Video Eye Monitor, Gaze Tracking, Head Tracking, Vertex Monitor, Gaze Curve
Auto-Chinrest Tracking	✓
Voice Prompt	✓
Learning Procedure	✓
Static Test	✓
Custom Static Test	✓
Kinetic Test	✓
Custom Kinetic Test	✓
SWAP	✓
Eye Playback	✓
Retest of Doubts	✓
GPA Analysis	✓
Binocular Report	✓
Fully compatible with all EMR Systems and equipped with a full year warranty.	



DIAGNOSTICS



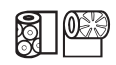
SURFACING



COATING



FINISHING



CONSUMABLES



SERVICE