



Hand Held Ref *Retinomax 5*

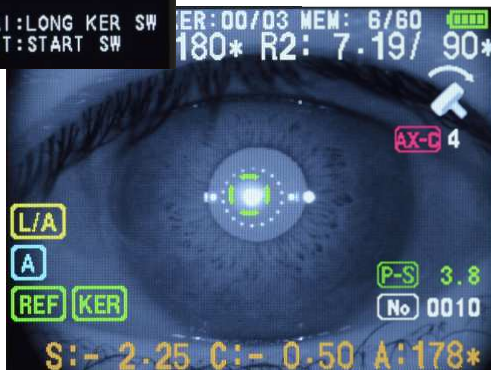
Handheld Autorefractometer *Retinomax 5*



Handheld Autorefract Keratometer *Retinomax K-plus 5*

*Now introducing the King of the road
Retinomax5 / K-plus5*

REF: 05/05 KER: 03/03 MEM: 6/60					
[REF]	SPH	CYL	AX	P-S	CV
R	- 2.25	- 0.25	8*	3.1	10
L	- 2.50	- 0.50	172*	3.6	10
[KER]	R1	R2	AX1	AX2	
R	7.34	7.25	161*	71*	No 0010
L	7.45	7.19	178*	88*	VD 12.0
[RCYL]	JCYL	AX			
R	+ 0.37	146*			
L	+ 1.25	180*			
[A]					
SEND: SEND SW	PERI: LONG KER SW	ER: 00/03 MEM: 6/60			
SAVE: LONG SEND SW	EXIT: START SW	180* R2: 7.19/ 90*			



Standard Set (Main Unit, Station, Printer)

Retinomax 5

View Finder

With view finder observation, no limit of operator age. Diopter adjustable range is +/-8D the same as Retinomax3. View finder arm angle is changeable of 0-135 degrees, making measurement easy regardless of patient's position or posture. Adjustable diopter +/- 8D.

Improved battery life

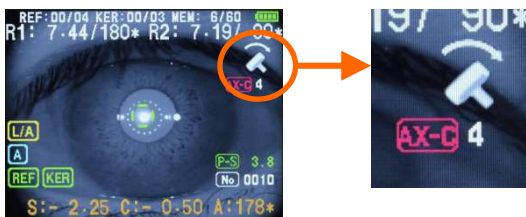
At 180 minutes, the battery capacity is now twice that of conventional models

Even lighter and featuring an easy-to-hold grip

Retinomax3 969g → Retinomax5 940g -29g
 K-plus3 999g → K-plus5 950g -49g

Automatic Axis Compensation and extended measurement range

Not only does the device let examiner know the cylinder axis angle, but it can also be automatically adjusted if it is not level




Retinomax3 series Retinomax5 series

REF S: -18D +23D S: -20D +23D
 Kerato 5-11mm 5-15mm

New Child Mode

While the measurement is being taken, a melody plays continually to keep children's attention. A constantly changing color display, both on the outside and inside of the device, also keeps children involved during the process



Keep changing color of the fixation target



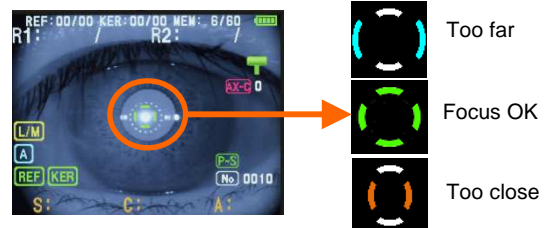
Wider Eye Piece

Eye piece relief is 48mm from 32.2mm so that enable to look inside image while even looking at outside. No need to stick eye to the eyepiece all the time.



Focus Assist


Lets you know the exact focusing point with the following color-coding system.



Operation Panel



Retinomax K-plus5



Retinomax5

Selectable fixation target:

Tulip, Bear, Firework

Option:

Hard Carrying Case



Specification

		Handheld Autorefract Keratometer Retinomax K-plus5	Handheld Autorefract Keratometer Retinomax5
Refractometry			
Measurement range	Spherical (S+C)	-20D to +23D (VD=12mm) (AUTO/0.12/0.25D steps)	-20D to +23D (VD=12mm) (AUTO/0.12/0.25D steps)
	Cylinder	0 to ±12D (AUTO/0.12/0.25D steps)	0 to ±12D (AUTO/0.12/0.25D steps)
Measurement of radius of curvature			
Measurement range	Radius of curvature	5.00 to 15.00mm (in 0.01mm increment)	-
	Corneal astigmatism	0D to ±12D (R5 mm to 13 mm)	-
	Center	0D to ±7D (R 14 mm to 15 mm)	-
Pupil measurement		2.0 to 12.0 mm (in 0.1 mm increment)	2.0 to 12.0 mm (in 0.1 mm increment)
Dimensions (main body)		191(W) x 242(D) x 223(H) mm	191(W) x 242(D) x 223(H) mm
Weight		950g (with battery)	940g (with battery)
External output		Infrared	Infrared
Station			
Dimensions (main body)		180(W) x 244(D) x 79(H) mm	
Input power		AC 100 to 240V 50/60Hz	
Printer			
Dimensions (main body)		103(W) x 167(D) x 75(H) mm	
External output		USB Micro-B	

Warning: to ensure correct usage, read all manuals carefully before using equipment.

Specifications and equipment are subject to change without notice or obligation on the part of manufacturer.

© RIGHT MFG CO., LTD.

February 2019



RIGHT MFG. CO., LTD.

Ophthalmic Sales

1-47-3, Maenochi, Itabashi-ku, Tokyo,
 174-8633 Japan.

Tel +81-3-3960-2275 Fax +81-3-3960-2285
 E-mail: eigyousitsu@rightmfg.co.jp

TOHOKU RIGHT MFG. CO., LTD.

Ophthalmic Service

45-1, Aza Yashikimae, Nakamura Osatocho
 Kurokawa-gun, Miyagi, 981-3521 Japan.

Tel +81-22-359-3113 Fax +81-22-359-3213